

VELOSIT® WP 120

Highly Flexible Cementitious Waterproofing Slurry



Application fields

VELOSIT WP 120 is a polymer modified cementitious waterproofing slurry for concrete and masonry. It is a good substrate for coatings and overlays. It is crack bridging and a good barrier against carbon dioxide. Typical application fields besides others are as follows:

- Waterproofing of basements and below grade parking structures
- Waterproofing of potable water structures
- Protective coating on dams and spillways
- Waterproofing acc. DIN 18533
- Waterproofing of prefabricated garage roofs
- Coating of tanks for manure and sewage
- Waterproofing of swimming pools
- Waterproofing underneath tiles and natural stones
- Protection coating against CO₂-ingress
- Protection against rising dampness
- Waterproofing of green roofs

- Coating of trafficable flat roofs
- Waterproofing of prefabricated garage roofs
- Protective coating against CO₂-ingress
- Also available in white as VELOSIT WP 120 white or with increased abrasion resistance as VELOSIT WP 120 HD

Properties

VELOSIT WP 120 is a highly flexible cementitious waterproofing slurry with quick curing. VELOSIT WP 120 creates a crack bridging and abrasion resistant coating on the substrate.

VELOSIT WP 120 surpasses the requirements of EN 1504-2 for coatings (C) and can be used according to the principles 3.1 and 3.3 acc. to EN 1504-9.

VELOSIT WP 120 can be applied by brush, trowel or suitable spray equipment.

- Crack bridging
- Highly flexible, tensile elongation > 100 %
- Easy to apply

- Resists 50 m (160 ft.) water pressure acc. to EN 12390-8
- 60 min. working time
- Final strength is achieved within 5 – 7 days
- Open to foot traffic after 3 – 4 hours (23 °C/60 % r.h.)
- Ready for water pressure after 5 days
- Very good adhesion to concrete and masonry
- Good resistance against aggressive media with a pH range of 3 – 12 and against soft water with low ion content
- Good weathering and UV resistance
- Potable water approved
- Good sulfate resistance
- Quick drying even without air contact

Application

1.) Substrate preparation

VELOSIT WP 120 is designed for mineralic substrates like concrete, masonry or absorptive natural stones.


Substrate must be prepared with sand blasting, shot blasting or ideally high pressure water blasting (>100 bar/1450 psi) to remove all bond breaking substances. Substrate must be pore open and load bearing. The minimum requirement for adhesive strength is 1.5 MPa (218 psi) and for the compressive strength 25 MPa (3625 psi). Lower strength values can be accepted if lower adhesive strength is acceptable. Active water leaks must be treated and fully stopped with VELOSIT PC 221. Leaking cracks need to be sealed with a PU injection material. Blowholes, honeycombs or other surface defects can be filled with VELOSIT WP 101 or the repair mortar VELOSIT RM 202. Before the

application of VELOSIT WP 120, dampen the substrate with clean water to a saturated surface dry (SSD) condition.

Details:

a.) Negative waterproofing: In case hydrostatic pressure effects VELOSIT WP 120 or may effect in the future from the reverse side a negative side waterproofing must be applied with at least 1 mm (40 mils) VELOSIT WP 101.

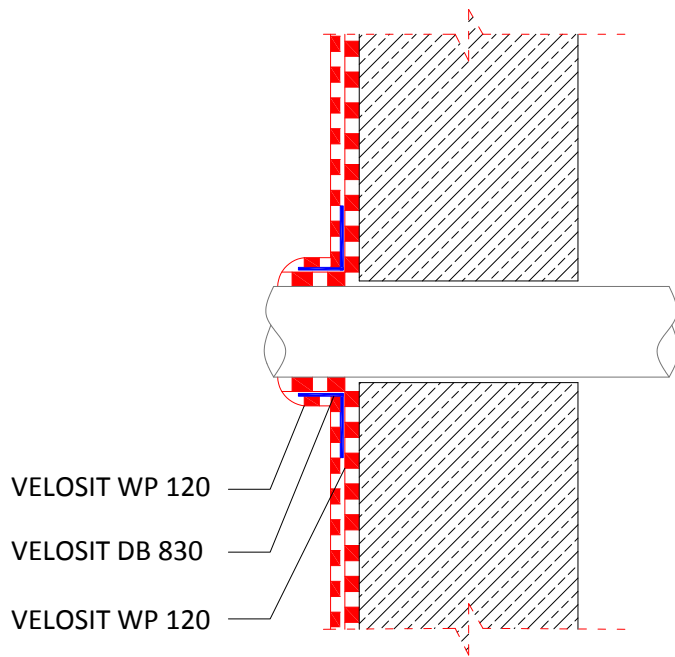
b.) The wall-slab-detail can be solved with a cove made with VELOSIT WP 101 or RM 202 or alternatively with a joint tape VELOSIT DB 830. The joint tape can be applied with VELOSIT WP 121 or VELOSIT WP 120.



c.) Joints and dynamic cracks must be waterproofed with VELOSIT DB 830. The joint tape may be applied with VELOSIT WP 121 or VELOSIT WP 120.

d.) Pipe penetrations are waterproofed with a sleeve made from VELOSIT DB 830. Cut a hole into the sleeve with a diameter approx. 6 mm (¼") smaller than the pipe. The sleeve is made from a 12 cm (5") piece of VELOSIT DB 830. Brush plenty of VELOSIT WP 120 onto the pipe and the surrounding area.

Pull the sleeve over the pipe push it with a trowel into the material. Work away from the pipe and take care not to entrap air or create wrinkles.



2.) Processing

Mixing:

Pour 2/3 the B-component of VELOSIT WP 120 into a suitable bucket and mix the powder with a slow speed drill (300 – 600 rpm) into the dispersion until a lump-free mix is achieved. Add the remaining B-comp. And additionally up to 1 l (0.3 gal) water under stirring to adjust the desired consistency. Water addition extends the cure time and should be kept as low as possible.

The product is workable for 45 – 60 min. at 23 °C.

a.) Brush application: Apply the first coat with a masons brush in a crossing applications to the pre-dampened substrate at the specified rate. Second coat can be applied after the first one has gained sufficient strength which is after 3 hours at 23 °C. Colder temperatures extend, warmer temperatures shorten this time.

b.) If building code or specification does not require two coats, VELOSIT WP 120 can be applied in one coat by trowel. Make sure to adjust the consistency to a thixotropic workability without water addition. Apply a scratch coat of VELOSIT WP 120 to the damp

substrate to fill surface irregularities. Immediately apply the desired material amount with a notched trowel to the substrate. 2 mm (80 mils) dry film

thickness can be achieved with a 6 mm (¼”) notch size and application at a 45° angle. Finish the surface immediately afterwards. Make sure all grooves are completely closed without air entrapment.

c.) Spray application: Use suitable spray machines such as:

- Inotec GmbH: INOMAT-M8
- HighTech GmbH: HighPump Small
- Desoi GmbH: Desoi SP-Y

Fill the product into the feed hopper of the spray machine and spray continuously. VELOSIT WP 120 can be applied in one lift if specification allows. Otherwise spray in two layers with a wait time of approx. 60 min. between coats. Long spray interruptions may result in clogging of the spray hose. The product may cure a lot faster if the hose is exposed to direct sunlight. Always empty and flush the machine after spraying or before long spray interruptions. VELOSIT WP 120 is a fast curing material and may be hard to remove if left in the machine.

3.) Curing

VELOSIT WP 120 does not require long term curing as it reacts relatively fast with water from the B-component. Avoid direct sun light or wind or air flow after the application. Otherwise it is mandatory to work in two coats to avoid shrinkage cracks.

Estimating

Brush application 2 mm:

1st coat VELOSIT WP 120: 1.7 kg/m²

2nd coat VELOSIT WP 120: 1.7 kg/m²

Trowel application 2 mm

Scratch coat VELOSIT WP 120: 0 – 0.5kg/m²

2nd coat VELOSIT WP 120: 2.9 – 3.4kg/m²

Spray application 2 mm:
 VELOSIT WP 120: 3.4 kg/m²

Capillary water absorption: 0.1 kg/m² x h^{0.5}
 Adhesive strength: 1.1 MPa (160 psi)

Other thickness requirements: 1.7 kg.
 VELOSIT WP 120 per m² (3.5 lbs. per 10 ft²) for 1 mm

Packaging

The A-component of VELOSIT WP 120 is available in 20 kg (55 lb.) watertight plastic bags. The B-component is packages in 10 l (2.6 gal) plastic pails.

(40 mils) dry film thickness on smooth substrates. Depending on surface roughness application rates can be significantly higher.

Storage

VELOSIT WP 120 can be stored in unopened original packs for 12 months at 5 – 35 °C (40 – 95 °F) in a dry storage place protected against sunlight.

Recommended thickness:
 Dampproofing: 1.25 mm (50 mils)
 < 25cm (5") water: 1.5 mm (60 mils)
 Hydrostatic pressure: 2.0 mm (80 mils)
 Hydrostatic pressure and water flow or light mechanical abrasion: 2.5 mm (100 mils)

Safety

Please observe the actual valid material safety data sheet and follow the described safety measures for handling of the product.

Always observe building code or specification requirements!

Cleaning

VELOSIT WP 120 can be removed in the fresh state with water. Once it has cured mechanical cleaning is required.

Recommendations

VELOSIT WP 120 is only available for professional applicators. Never add water to VELOSIT WP 120 when it has started to set. Stiffened material must be disposed. All described product features are determined under controlled laboratory conditions according to the relevant international standards. Values determined under job site conditions may deviate from the stated values.


Quality features

Color: gray
 Mixing ratio by weight: 100 : 50
 Mixing ratio by volume: 100 : 65
 Density A-comp.: 1.6 kg/l
 Substrate temperature: 5 – 35 °C (40 – 95 °F)
 Water impermeability acc. EN 12390-8:
 - Positive side: 5 bar (73 psi)
 - Negative side: 1.5 bar (22 psi)
 Tensile strength: 1.2 MPa (174 psi)
 Tensile elongation: 105 %
 Crack bridging:
 Acc. DIN 28052-6: 0.4 mm(16 mils)/24h
 Acc. ASTM C836: 2.8 mm (112 mils)
 S_D-value_{water}, 2mm (80 mils): 2.5 m (8'4")
 S_D-value_{CO₂}, 2mm (80 mils): 230 m (750')
 Chloride ions: < 0.05%
 Carbonation resistance: passed

Please always use the latest version of this data sheet available from our website www.velosit.de.

Manufacturer

VELOSIT GmbH & Co. KG
 Industriepark 5 – 7
 32805 Horn-Bad Meinberg
 Germany
www.velosit.de

	
VELOSIT GmbH & Co. KG Industriepark 7 D-32805 Horn-Bad Meinberg 16 VELOSIT WP 120	
EN 1504-2 Surface protection products – Coating Principle 1.3(C)	
Capillary absorption and permeability to water	w < 0,1 kg/m ² x h ^{0.5}
Water vapour permeability	class I
Permeability to CO ₂	sD > 50 m
Adhesion strength by pull off test	≥ 0,8 N/mm ²
Reaction to fire	Klasse E

